

M.O.F INVOICE PRIZING APP USER MANUAL

財政部統一發票兌獎APP 使用者手冊





DOWNLOAD & INSTALL

如何下載並安裝APP

Scan the QR-code below and install

掃描以下QR-code並安裝



For App Store

蘋果iOS系統手機適用



For Google Play Store

安卓系統手機適用



HOW TO LOG IN

如何登入及申請帳號

A Mobile barcode applied already 已有申辦手機條碼



Enter your mobile phone number
輸入您的手機號碼

Enter your verification code(password)
輸入您的驗證碼(密碼)

Press 點選【登入】to log in



HOW TO LOG IN

如何登入及申請帳號

B Apply for a new mobile barcode

申辦新的手機條碼

登入

請輸入財政部電子發票
整合服務平台資訊

手機號碼 | 請輸入手機號碼

驗證碼 | 請輸入驗證碼(...)

忘記驗證碼(密碼) **註冊新帳號**

登入

1.0716.14

Press 註冊新帳號
Register for a new account

Your mobile phone number

1 請輸入您的資料

手機號碼 請輸入手機號碼

電子信箱 請輸入EMAIL信箱

2 確認 3

Your E-mail address

Press 點選【確認】

Use the code in your text message
sent by E-invoices Platform to log in .


以財政部電子發票整合服務平台發送之簡訊驗證碼登入



HOW TO LOG IN

如何登入及申請帳號

C Forgot your verification code(password) 忘記驗證碼(密碼)



Use the code (only for once) in your text message sent by E-Invoices Platform to log in .

以電子發票整合服務平台發送之簡訊驗證碼(一次性)登入



SAVING INVOICE

儲存發票

A How to save cloud invoice

如何儲存雲端發票



When you consume, show your mobile barcode to the clerk and let he/she scan it.

購物結帳時，出示手機條碼給店家掃描



INVOICE DEPOSIT

48 hours later, you'll be able to check your cloud invoice.

48小時後，點選「發票存摺」查詢該筆發票



SAVING INVOICE

儲存發票

B How to deposit paper invoice

如何將紙本發票存入發票存摺

USE SCANNER / 以掃描器輸入



Press [發票存摺]
點選 [發票存摺]



Activate scanner
打開掃描器



Scan the invoice
掃描電子發票證明聯



SAVING INVOICE

儲存發票

B How to deposit paper invoice

如何將紙本發票存入發票存摺

TYPING INVOICE NUMBER / 手動輸入



Press [發票存摺]
點選 [發票存摺]



Press [手動輸入]
點選 [手動輸入]



Type in the period & the invoice number
輸入發票期別及號碼



INVOICE LOTTERY PRIZE COLLECTION

領取發票中獎獎金

Collect invoice lottery prize you won with APP
使用兌獎APP領取發票中獎獎金

Cloud Invoice / 雲端發票

1



Press / 點選



System Settings

2



Continue to next page
接續下一頁



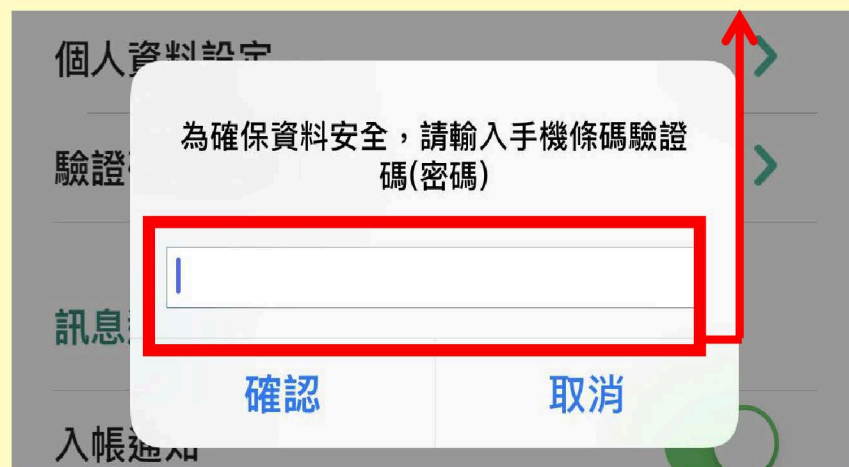
INVOICE LOTTERY PRIZE COLLECTION

領取發票中獎獎金

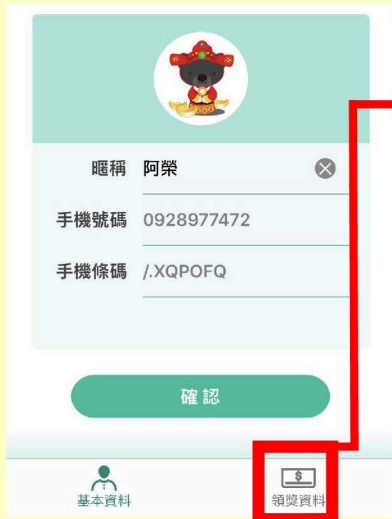
Collect invoice lottery prize you won with APP
使用兌獎APP領取發票中獎獎金

Cloud Invoice / 雲端發票

3 Enter your verification code(password)



4



Press / 點選



Prize Account Settings

Continue to next page
接續下一頁



INVOICE LOTTERY PRIZE COLLECTION

領取發票中獎獎金

Collect invoice lottery prize you won with APP
使用兌獎APP領取發票中獎獎金

Cloud Invoice / 雲端發票

5

領獎資料 條碼

身分證件

身分證號

出生日期

發證日期

領獎銀行

領獎帳號

確認

Chose document of ID

紙本居留證 / 晶片居留證
ARC of paper / ARC of electronic chip

→ ID number

→ Date of birth

→ Date of issue

→ Banking institution

→ Bank account

Press 點選【確認】to confirm

Once you win the invoice lottery, the remittance of prize will be sent to your account.

雲端發票中獎後，獎金會自動匯入您的金融帳戶



INVOICE LOTTERY PRIZE COLLECTION

領取發票中獎獎金

Collect invoice lottery prize you won with APP

使用兌獎APP領取發票中獎獎金


Paper Invoice / 紙本發票

This function is only for 5th & 6th prize
此功能僅可兌領5獎及6獎獎金

1



Press
點選 [Prize Collect]
我要領獎



2



Instant collecting



Continue to next page
接續下一頁



INVOICE LOTTERY PRIZE COLLECTION

領取發票中獎獎金

Collect invoice lottery prize you won with APP

使用兌獎APP領取發票中獎獎金

Paper Invoice / 紙本發票

3



Take photo of
paper invoice

拍攝中獎電子發票
證明聯

Press
點選【確認】

Continue to next page
接續下一頁



INVOICE LOTTERY PRIZE COLLECTION

領取發票中獎獎金

Collect invoice lottery prize you won with APP

使用兌獎APP領取發票中獎獎金

Paper Invoice / 紙本發票

4

領獎資料確認

條碼

領獎人資料

身分證號 A12***6789

ID Number

領獎銀行 462 462模擬行

Banking institution

領獎帳號 123****89022

Bank account

中獎發票

107年05-06月

SC90008706

中獎金額：2百元

取消

確認

Confirm your
information of
bank account
確認您的領獎資料

Press
點選【確認】

The remittance of prize will be sent to your account.
發票獎金會立即匯入您的帳戶